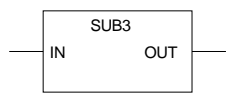
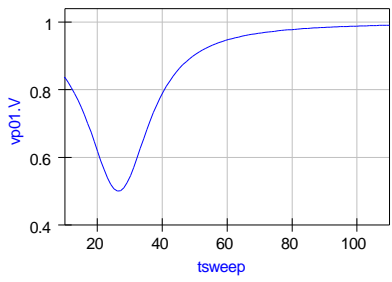
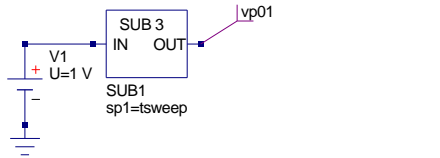


dc simulation

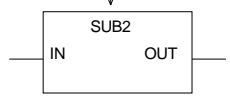
DC1

Parameter sweep

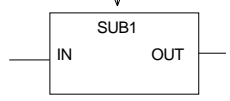
SW1
Sim=DC1
Type=lin
Param=tsweep
Start=10
Stop=110
Points=100



Sp1 = tsweep



Sp2=Sp1



tscan=Sp2

